



# Macomb County Winter Shelter

## 2026 Board and Community Report

Season summary through March 21, 2026

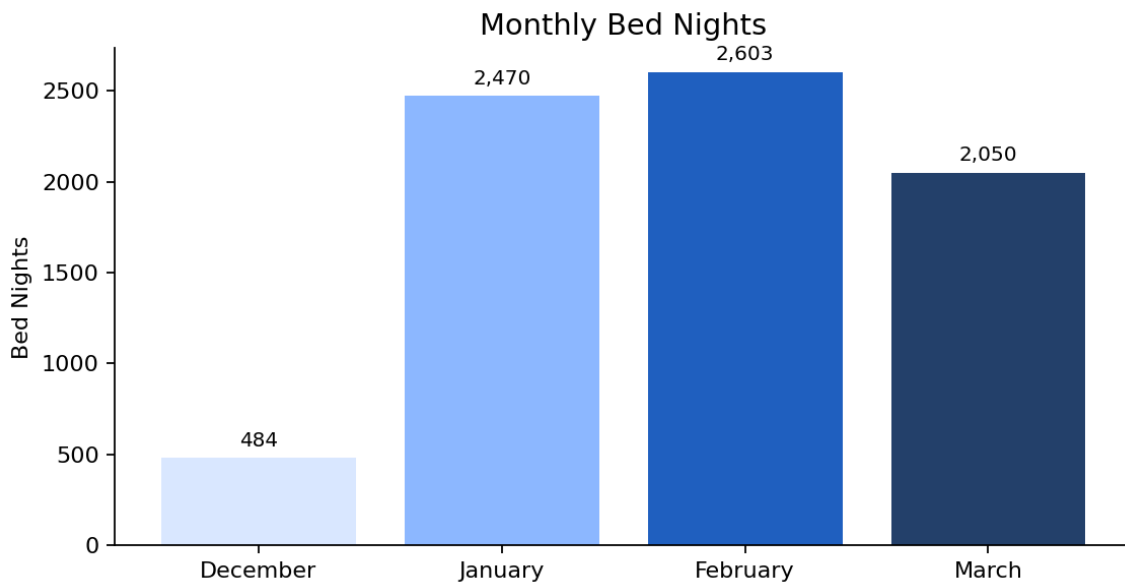
This report uses the approved 2026 winter shelter budget, the 2026 guest log totals current as of March 21, 2026, the 2026 registration dataset, and the 2025 board and community report as the baseline reference for mission, location, leadership, and prior-year comparisons. Financial results in this report are budget-based unless otherwise noted.

## Executive Summary

Macomb County Winter Shelter provided 7,607 bed nights during the 2026 season snapshot, averaging 77 guests per day and 585 guests per week. The registration file shows 394 unique guests, which means average length of stay increased to 19.3 nights per guest. Based on the approved 2026 budget of \$144,900, the budgeted cost per stay is \$19.05 and the budgeted cost per unique guest is \$367.77.

Compared with the 2025 season, bed nights increased by 20.2 percent, from 6,330 to 7,607, while registered unique guests declined by 9.6 percent, from 436 to 394. That pattern suggests deeper use by returning guests and longer shelter utilization per person, a meaningful board-level signal as the organization plans staffing, security, and exit pathways.

Metric	2026	2025	Change
Bed nights	7,607	6,330	+20.2%
Unique guests	394	436	-9.6%
Average stay per guest	19.3	14.5	+33.0%
Budgeted cost per stay	\$19.05	\$18.47	+3.1%



Monthly bed nights recorded in the 2026 guest log.

## Mission, Site, and Delivery Model

**Mission:** Providing unsheltered individuals who are experiencing homelessness in the winter months a safe, loving, warm place to spend the night.

**Shelter partner and location:** Camp Restore Detroit - Trinity Christian Community Center, Warren, 8150 Chapp Ave, Warren, MI 48089.

**Shelter Leadership:** Program Director - Marcie Burt, Shelter Manager - Sheila Chauvin, and Business Operations Manager - Tim Joy.

## Host church network:

December 21 – December 27	Fellowship Chapel
December 28 – January 3	Trinity Utica
January 4 – January 10	First United Methodist MC / Grace Episcopal
January 11 – January 17	King of Kings
January 18 – January 24	Lakeside Assembly of God
January 25 – January 31	Utica United Methodist / Christ Church Fraser
February 1 – February 7	The Shores Church
February 8 – February 14	Kensington Church
February 15 – February 21	The Woods Church
February 22 – February 28	Love Life Family Christian Center
March 1 – March 7	Christian Trinity Church
March 8 – March 14	Shepherds Gate
March 15 – March 21	Woodside Bible Church

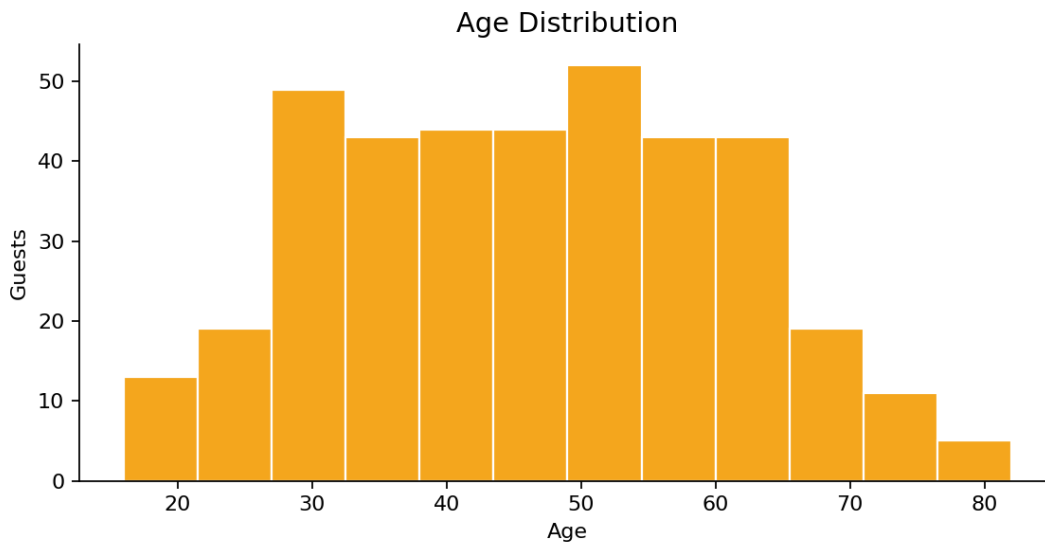
The shelter model is a coordinated partnership that provides warm overnight space, evening meals, morning breakfasts, clean linens, hygiene basics, and mobile showers through WAVE Project, Camp Restore, and host churches. This 2026 report represents a materially higher nightly volume and a larger planned operating budget.

## Who the Shelter Served

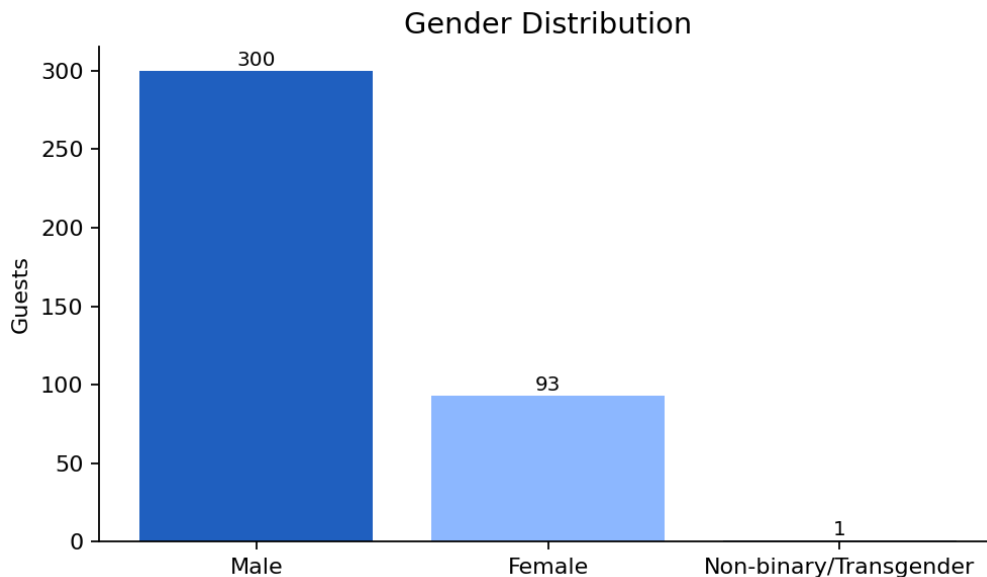
The 2026 registration file contains 394 unique guests. Gender distribution was 300 male guests, 93 female guests, and 1 non-binary or transgender guest. Health insurance coverage was reported by 261 guests, while 133 guests reported no coverage. Veteran status was reported by 33 guests, or 8.4 percent of registered guests.

Age analysis is based on 385 valid age responses. The median age was 46, the average age was 46.2, and the age range across valid responses was 18 to 82.

Relative to the HUD AHAR 2024 benchmark used in the 2025 report, the local gender mix remains more male than the national shelter average of roughly 64 percent male guests. The veteran share also remains below the Michigan benchmark of 16 percent cited in the 2025 report, which continues to point to an outreach opportunity.



Age distribution from valid age responses only.



Gender distribution from 394 registered guests.

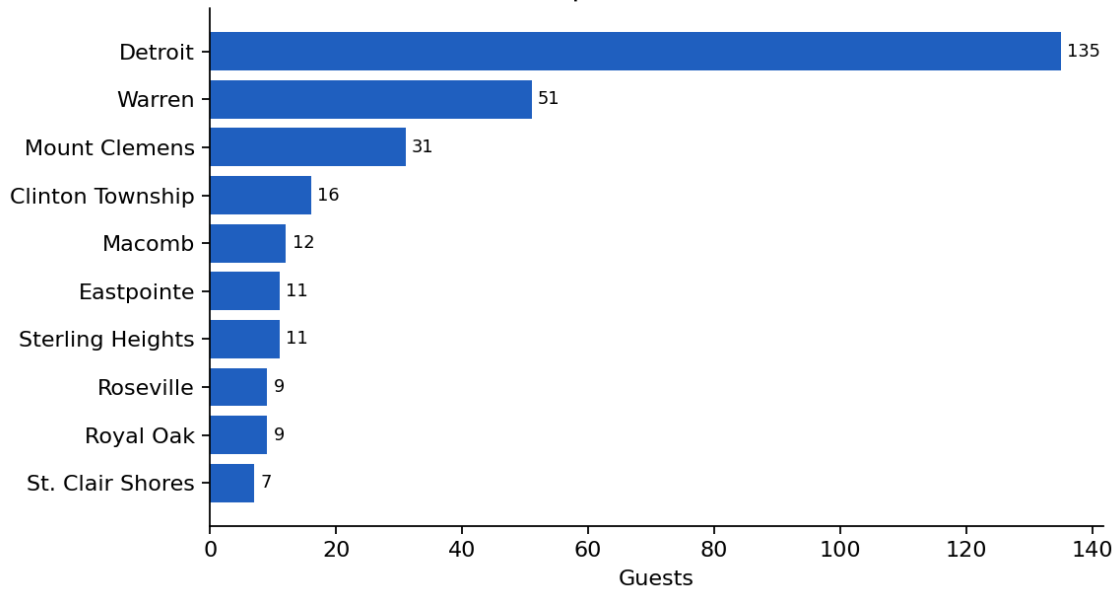
## Geographic Reach

Detroit remained the largest single home city in the registration file, with 135 registered guests. Warren followed with 51 guests, and Mount Clemens followed with 31. After standardizing spelling and formatting, the top ten home cities show that the shelter continues to serve a mix of Macomb County residents and a substantial share of guests from Wayne and Oakland County communities.

Home city	Guests
Detroit	135
Warren	51
Mount Clemens	31
Clinton Township	16

Macomb	12
Sterling Heights	11
Eastpointe	11
Royal Oak	9
Roseville	9
St. Clair Shores	7

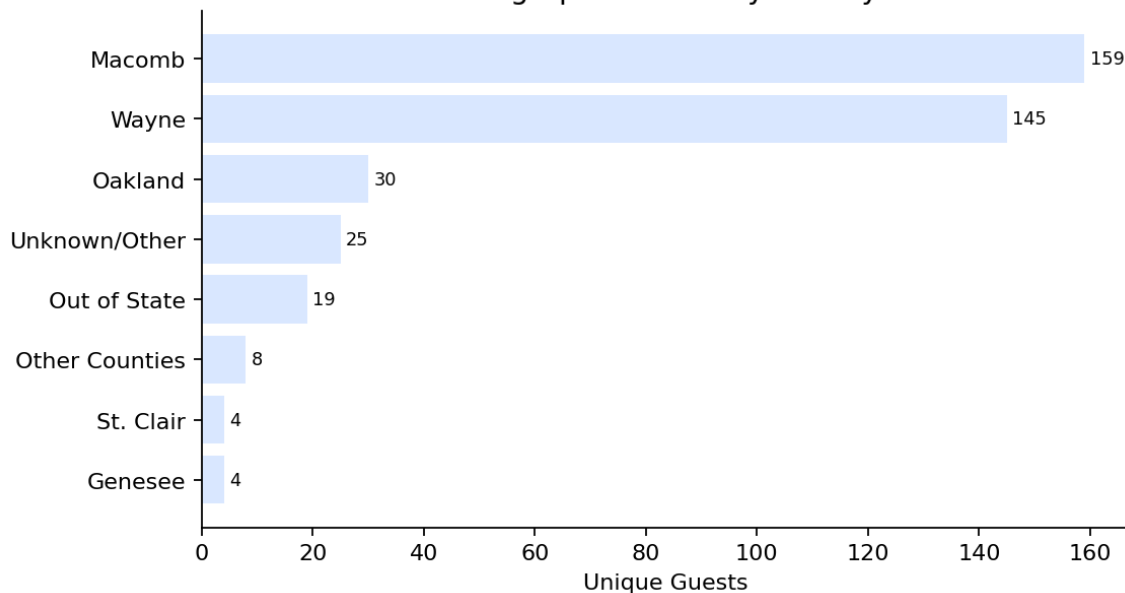
Top Home Cities



Top home cities after standardizing city names.

At the county level, Macomb County accounted for 159 registered guests and Wayne County accounted for 145. Oakland County contributed 30 guests. The report also captured 19 out-of-state guests and 25 registrations that require more precise location detail.

Geographic Reach by County

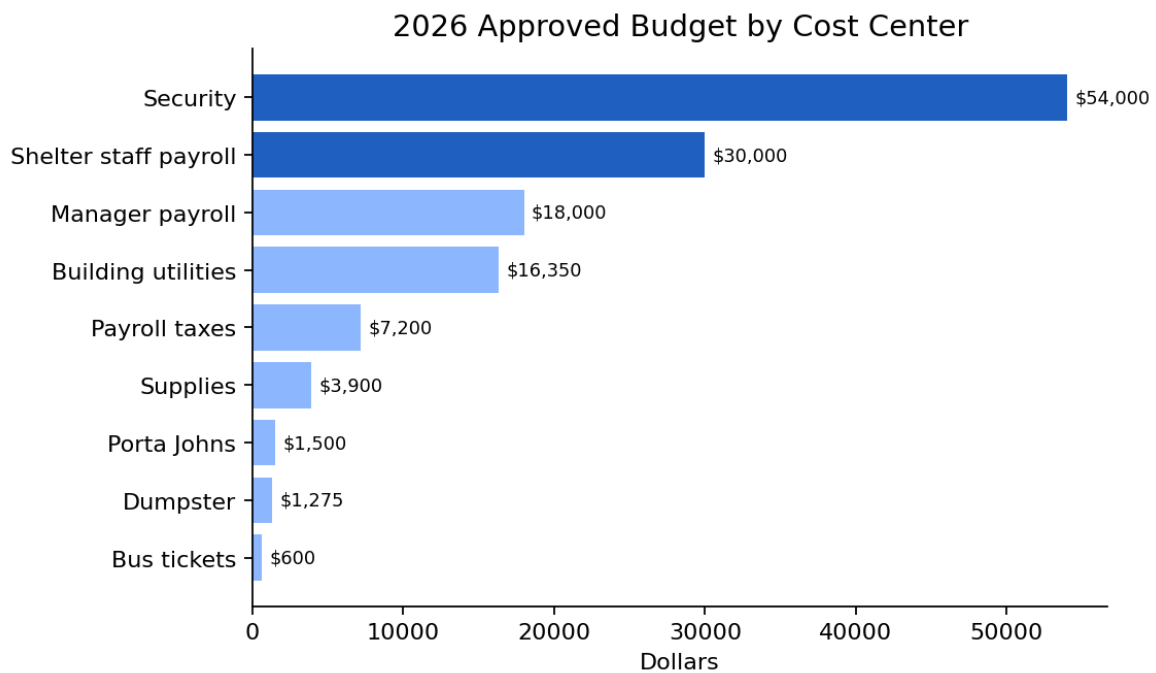


## Financial Overview

The approved 2026 winter shelter budget totals \$144,900. Security is the largest single cost center at \$54,000. Combined payroll and payroll taxes total \$55,200, which means staffing and payroll tax expense together account for 38.1 percent of the approved budget. Building utilities add another \$16,350.

Using the guest log total of 7,607 bed nights, the budgeted cost per stay is \$19.05. Using the registration count of 394 unique guests, the budgeted cost per unique guest is \$367.77. Both metrics matter. Cost per stay shows operating efficiency at the nightly level, while cost per guest shows what it takes to support an individual over the course of a season.

In the 2025 report, the shelter operated at an actual cost per stay of \$18.47 and an actual cost per unique guest of \$268.10. The 2026 budget therefore reflects modest growth in nightly cost and a larger increase in cost per guest, driven by higher planned spending (a longer shelter season) and longer average stays.



Approved 2026 budget by major cost center.

Cost center	Budget	Share
Security	\$54,000	37.3%
Shelter staff payroll	\$30,000	20.7%
Manager payroll	\$18,000	12.4%
Building utilities	\$16,350	11.3%
Payroll taxes	\$7,200	5.0%
Supplies	\$3,900	2.7%
Porta Johns	\$1,500	1.0%
Dumpster	\$1,275	0.9%
Bus tickets	\$600	0.4%

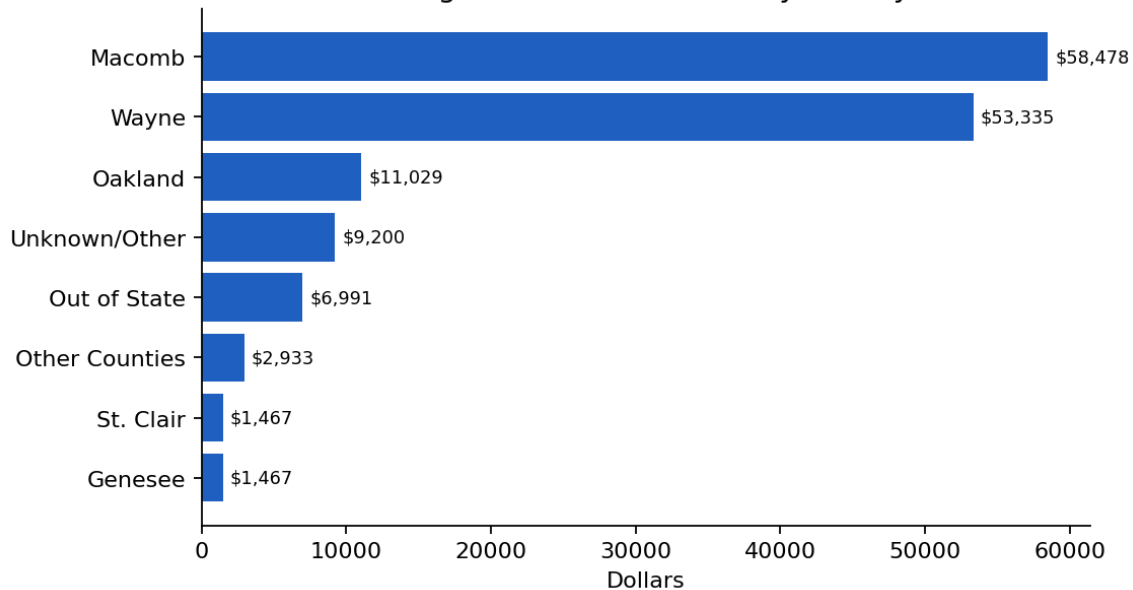
## Budgeted Cost Allocation by County

County cost allocation in this report is estimated, not actual. The estimate distributes total bed nights in proportion to each county’s share of registered unique guests, then applies the budgeted cost per stay. That method creates a practical board-level picture of where planned resources are most likely being consumed, while acknowledging that individual guest length of stay varies.

Using that method, Macomb County accounts for an estimated 3,070 bed nights and \$58,478 in budgeted cost allocation. Wayne County accounts for an estimated 2,800 bed nights and \$53,335. Taken together, those two geographies represent the clear majority of registered guests and the clear majority of budgeted service load.

County	Unique guests	Estimated bed nights	Budgeted cost allocation
Macomb	159	3,070	\$58,478
Wayne	145	2,800	\$53,335
Oakland	30	579	\$11,029
Unknown/Other	25	483	\$9,200
Out of State	19	367	\$6,991
Other Counties	8	154	\$2,933
Genesee	4	77	\$1,467
St. Clair	4	77	\$1,467

Budgeted Cost Allocation by County



*Estimated county cost allocation based on share of registered guests.*

## Board and Community Implications

Several themes stand out. First, demand is deeper. Even with one more week and fewer registered unique guests than 2025, the shelter recorded substantially more bed nights. Which means the average registered guest stayed longer. That pattern raises strategic questions about shelter supports, community planning, and transportation resources.

Second, Macomb and Wayne counties continue to drive the largest share of utilization. That makes the case for targeted relationship building with municipal leaders, health systems, and philanthropic partners in both counties. It also reinforces the value of clear county coding during intake, especially for unknown or out-of-state records.

Third, the budget profile shows where leadership attention is most needed. Security, payroll, and utilities together make up the overwhelming majority of planned expense. Those line items are not peripheral. They are the cost of safety, continuity, and basic shelter operations.

Finally, the 2026 numbers can strengthen fundraising. Donors often respond best when they can see both human need and operational discipline. This report shows both. The shelter is serving more bed nights, doing so with a transparent cost structure, and using data that can be converted into clear funding opportunities for payroll, security, utilities, and direct guest support.

## Methodology Notes

- Bed-night totals and monthly averages come from the 2026 guest log dated March 24, 2026.
- Budget figures come from the approved 2026 winter shelter budget dated December 10, 2025.
- Demographic and geographic counts come from the 2026 registration spreadsheet with 394 unique registrations.
- City names were standardized before county mapping. Unknown, incomplete, and out-of-state entries were retained and labeled transparently.
- Age summaries exclude blank or implausible ages outside the 18 to 90 range.
- County cost allocation is estimated by distributing total bed nights in proportion to each county's share of registered guests and applying the budgeted cost per stay.